

Saskatchewan Nonprofit Organizations

2018 Research Survey



1,643
RESPONSES

out of **6,540**
incorporated
Sask nonprofits*

31% RESPONSE RATE



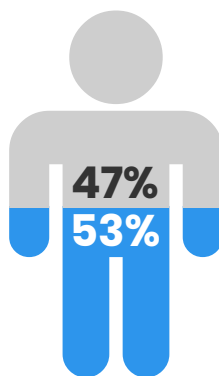
56%
of organizations
surveyed are
REGISTERED
CHARITIES

TOP 5

PRIMARY ACTIVITY AREAS of Sask organizations:



Saskatchewan's nonprofit sector is made up of approximately **77,051 EMPLOYEES:**



35,988 full-time

41,063
part-time,
casual, seasonal

27%
of respondents
indicated that
they have **0**
employees

VOLUNTEER SUPPORT

 in the Saskatchewan nonprofit sector:

Supported by an
estimated **344,204**
VOLUNTEERS



Volunteers spend approx.
14 MILLION HOURS
volunteering



Governed by
approx. **51,676**
BOARD MEMBERS

*ISC, 2017

Saskatchewan Nonprofit Partnership. (2018). *Saskatchewan Nonprofit Organizations Research Survey Infographic*. www.sasknonprofit.ca

SASKATCHEWAN
NONPROFIT
PARTNERSHIP

CHALLENGES in the Nonprofit Sector in Saskatchewan



MOST SIGNIFICANT CHALLENGES FACING SASKATCHEWAN NONPROFIT ORGANIZATIONS

GENERAL CHALLENGES:

1. Funding & financial stability
2. Finding qualified volunteers
3. Attracting & retaining members & clients
4. Finding qualified staff
5. Public awareness & communication

HUMAN RESOURCE CHALLENGES:

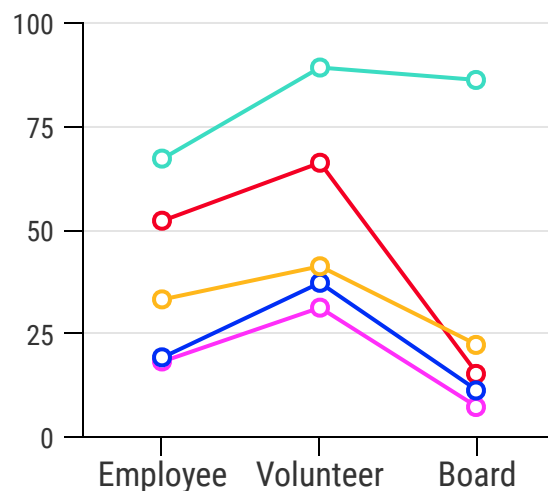
1. Providing competitive wages to employees
2. Finding experienced board members
3. Volunteer engagement
4. Finding qualified volunteers
5. Retaining qualified volunteers

FINANCIAL CHALLENGES:

1. Receiving steady grant funding
2. Receiving steady funding from government
3. Maintaining steady income from donors
4. Establishing & maintaining operating reserve
5. The ability to fund core operations/overhead

The **DEMOGRAPHIC BREAKDOWN** indicates a **LACK OF DIVERSITY** among nonprofit employees, volunteers, and Board of Directors.

% of respondents reported having the following **DEMOGRAPHICS** involved with their organization:



- Youth (under 25)
- New Canadians
- People with Disabilities
- Identify as Indigenous
- Mature (55+)

Are organizations able to meet clients' needs?

41% of organizations reported an increase in clients, members, &/or patrons served.

41%

19%

17%

However, only **19%** & **17%** of organizations indicated an increase in volunteers & staff, respectively.

Saskatchewan Nonprofit Sector FINANCES

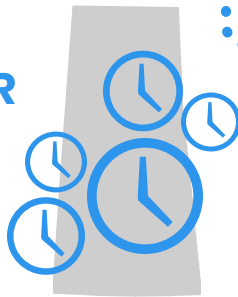
\$2.5 BILLION

Estimated annual nonprofit **PAYROLL** in Saskatchewan

77,051 nonprofit employees

1.13 MILLION HOURS PER YEAR

Estimated time spent on **FUNDRAISING ACTIVITIES** by Sask organizations



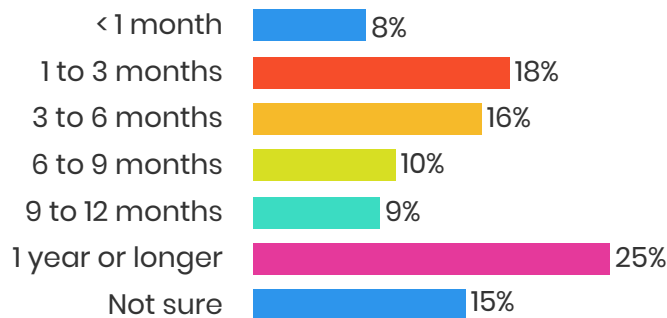
TOP 5 REVENUE SOURCES:

1. Income generated through business activities
2. Donations from individuals
3. Fundraising
4. Provincial government
5. Saskatchewan Lotteries, Community Initiatives Fund, Community Development Corporations, SLGA, etc.

Annual OPERATING BUDGET:

\$	%
<\$50,000	35%
\$50,000-\$99,999	11%
\$100,000-\$249,999	16%
\$250,000-\$499,999	12%
\$500,000-\$999,999	10%
\$1,000,000-\$1,999,999	7%
>\$2,000,000	9%

Potential duration of **CASH RESERVES:**



\$4.7 BILLION

Estimated total **ANNUAL OPERATING BUDGET** in Sask nonprofits

Anticipated **FINANCIAL SITUATION:**

