



Registered Charities

Saskatchewan Nonprofit Partnership (SNP)
Saskatchewan Nonprofit Sector Study 2025



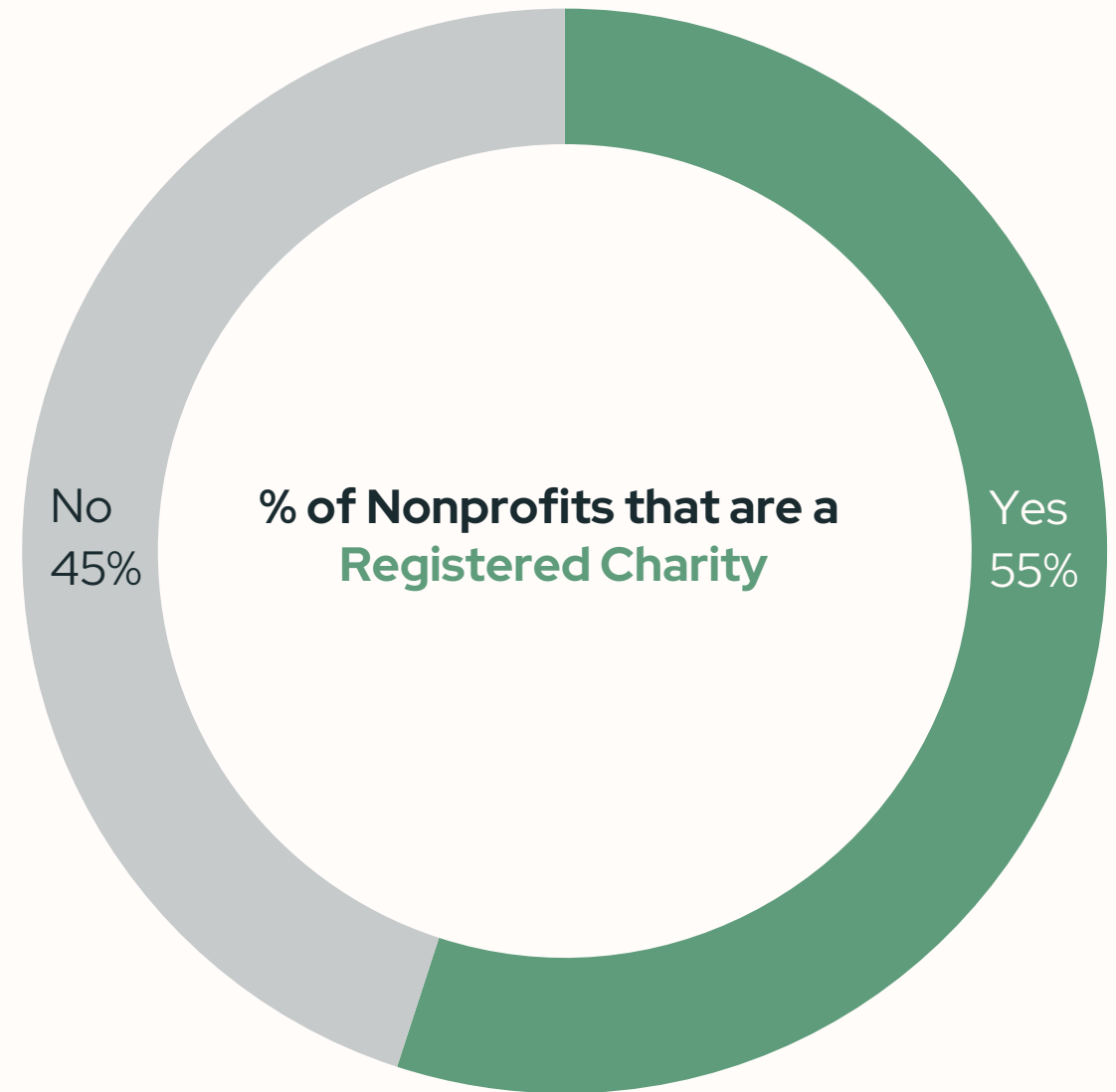


Registered Charities: **Key Insights**

Overall, the findings highlight a nonprofit sector that plays a significant role in serving communities across Saskatchewan. Registered charities often operate at a larger scale, serving more individuals and managing greater staffing and financial resources than non-registered organizations. At the same time, organizations across the sector face similar pressures, including financial sustainability, workforce capacity, and rising operating costs, underscoring the need for continued support and investment to sustain their impact.

Note Results in this report are segmented by organizational status, comparing **registered charities and non-registered nonprofit organizations**. Registered charities refer to organizations formally registered with the Canada Revenue Agency (CRA), while non-registered nonprofits include incorporated or unincorporated organizations that operate on a nonprofit basis but do not hold charitable status.

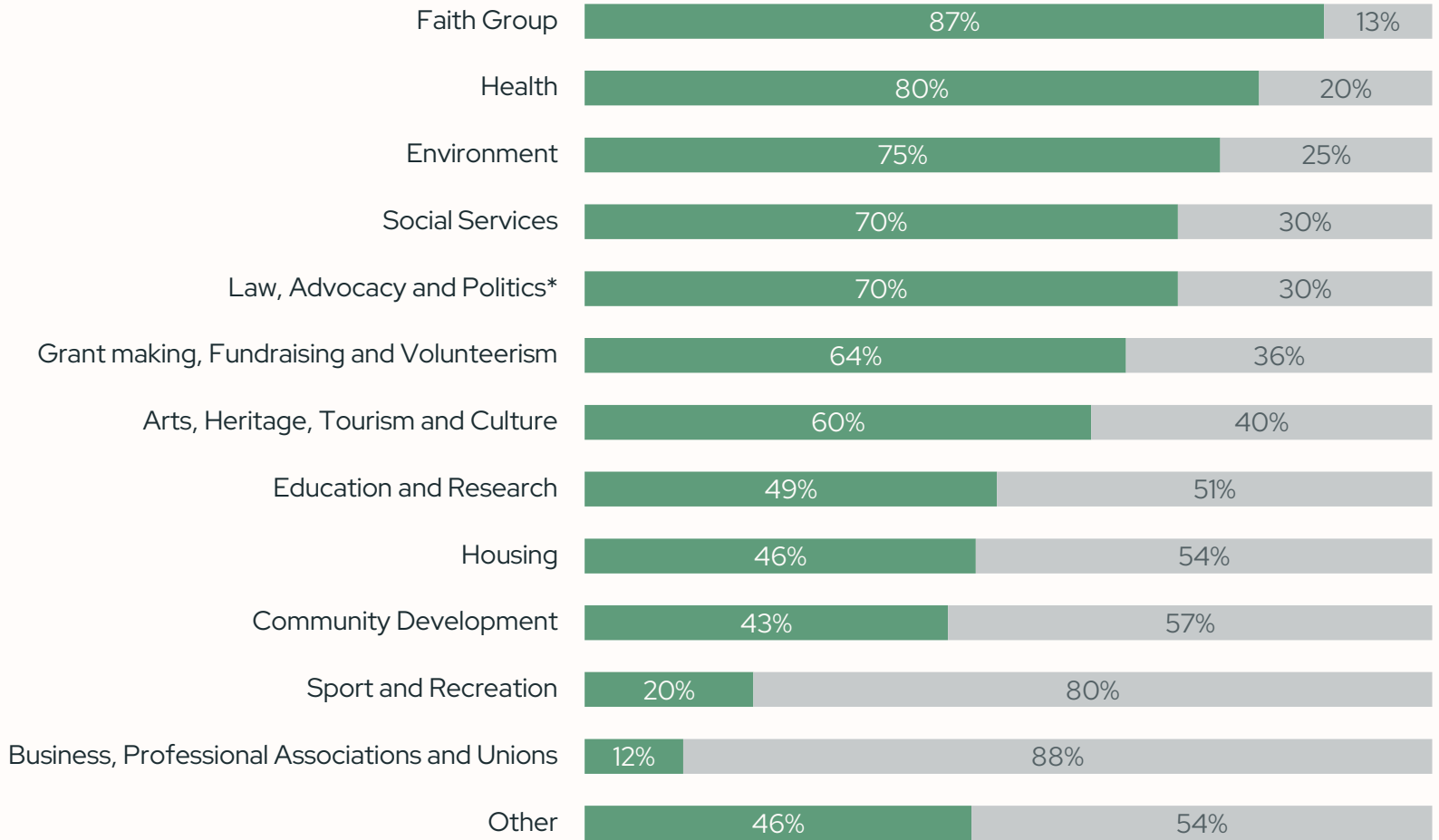
Just over one half of responding organizations in Saskatchewan are registered charities.



7. Is your organization a registered charity? Base: All respondents, n=1168.

Fields of Organization's Work by Registered Charity Status

■ Registered Charity ■ Non-registered



The share of organizations that are registered charities varies widely by field of work.

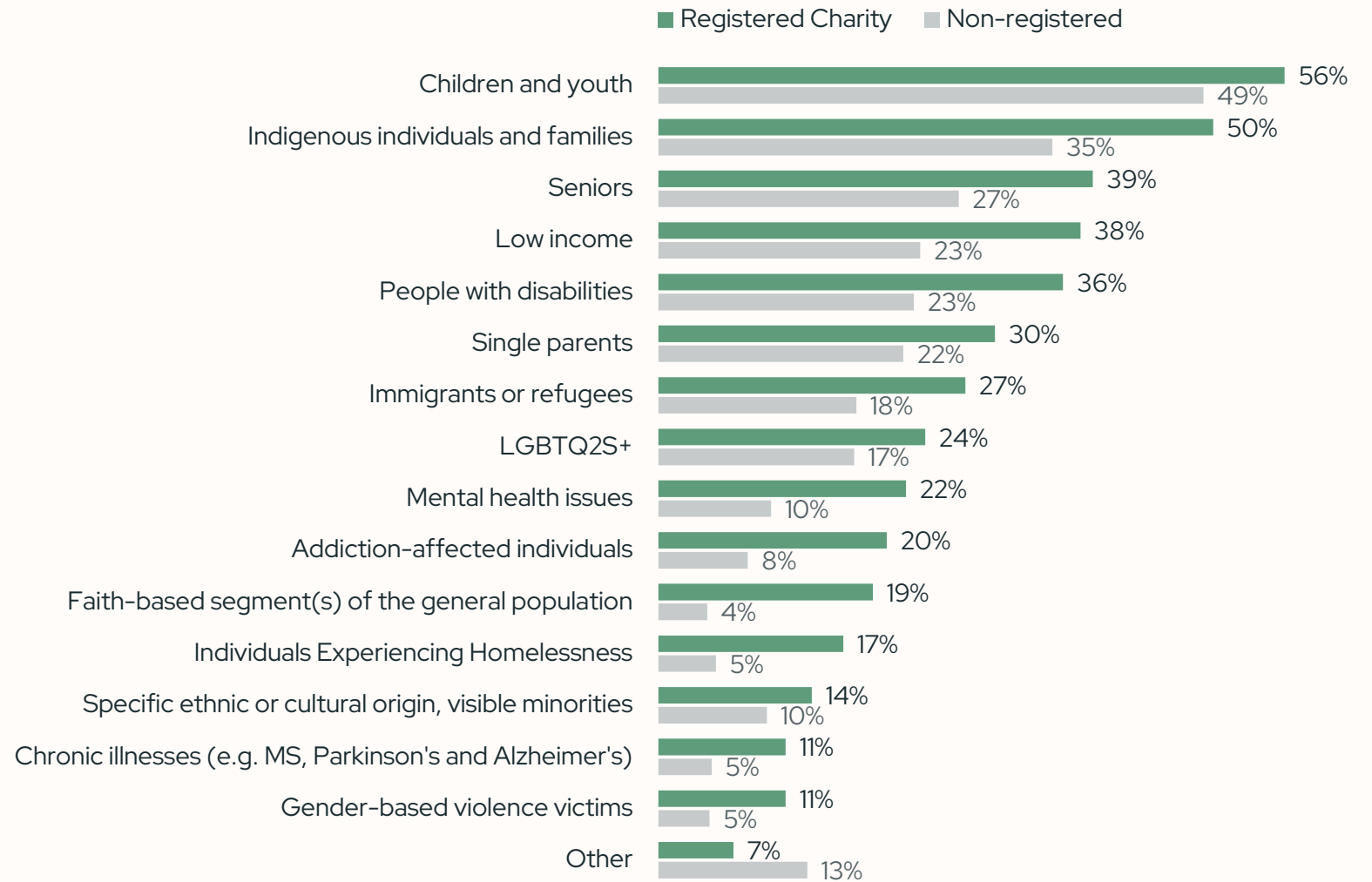
4. Which of the following areas does your organization work in? (Single select) Base: All respondents, n=1168.

*Small sample size

Registered charities are more likely than non-registered nonprofits to work with a wide range of population groups.

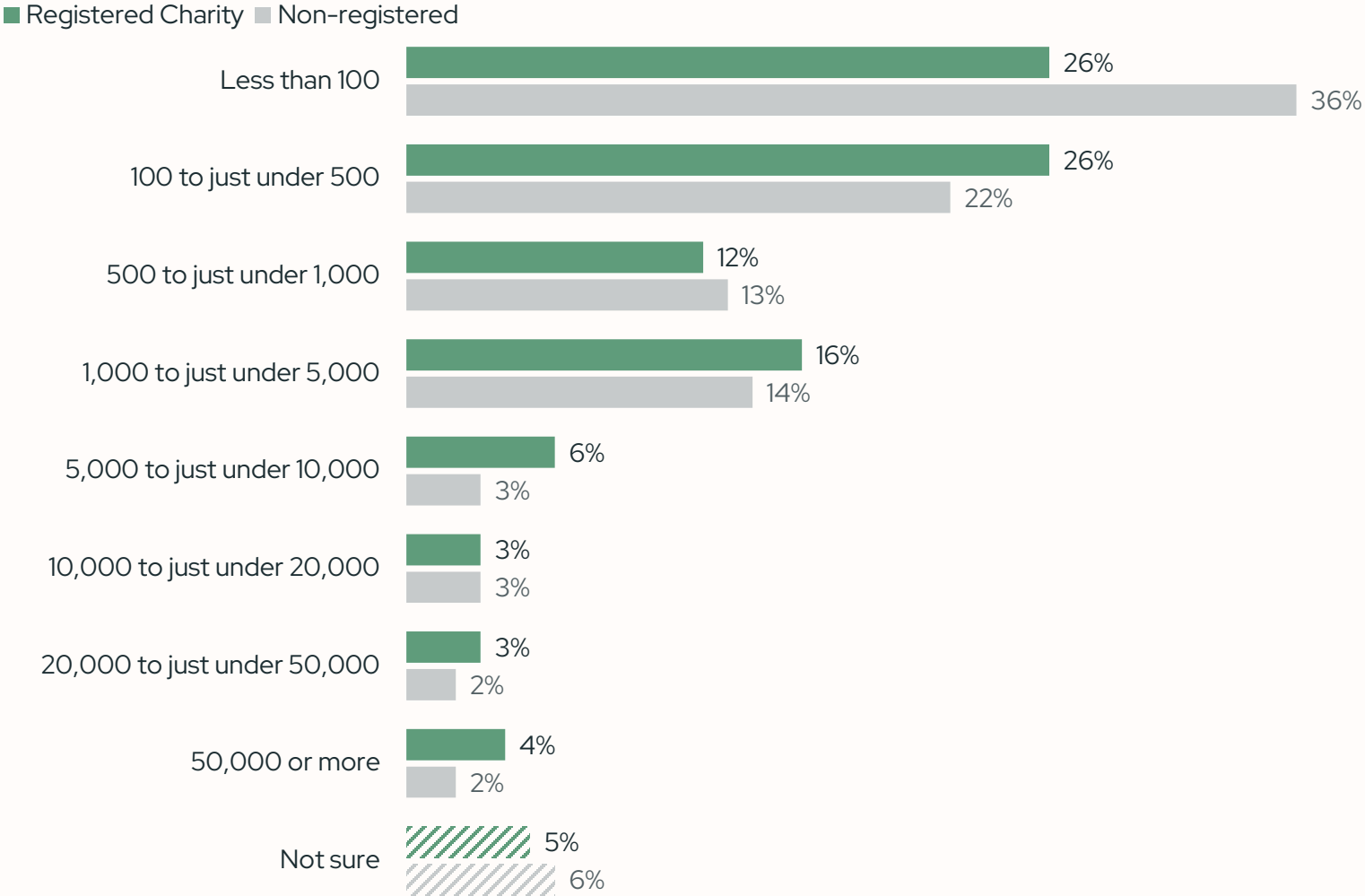
Who Nonprofits Work With

(Multi-select, Only large significant differences shown)



5. What type of individuals or businesses does your organization primarily work with? (Select all that apply) Base: All respondents, n=1168.

Annual number of unique people served

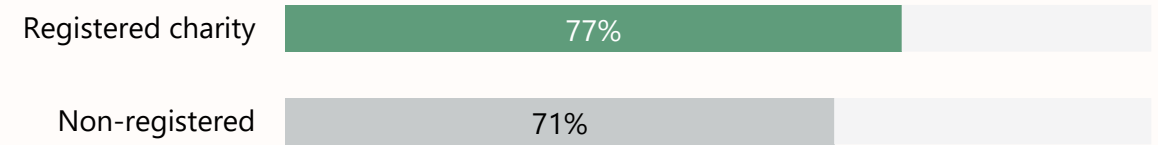


Registered charities tend to serve larger numbers of people annually, while non-registered organizations are more likely to serve fewer than 100 individuals.

6: Approximately how many unique people are served by your organization each year (i.e. do not double count members/customers/clients if possible)? Base: All respondents, n=1168.

Funding and financial stability are a common challenge for both groups, though registered charities report slightly greater pressure, particularly around fundraising and maintaining donor support.

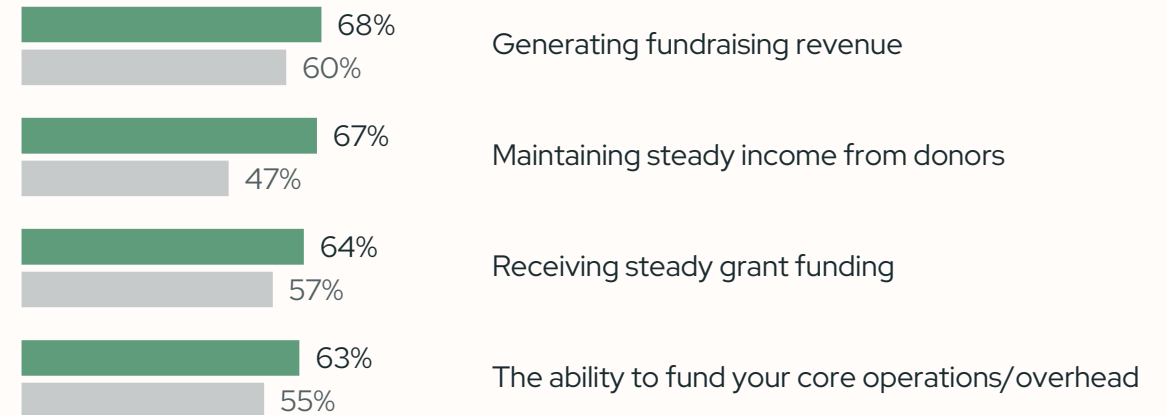
% of Nonprofits that Identify Funding/Financial Stability as a Top 5 Challenge



Financial Challenges*

% A moderate challenge & a large challenge

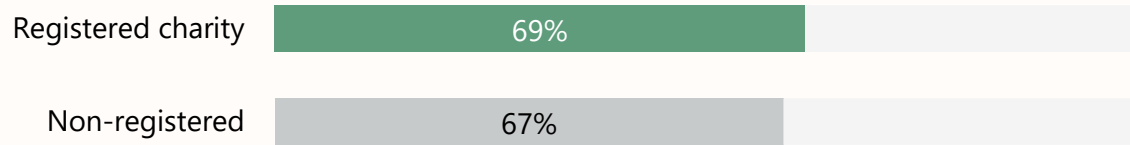
■ Registered charity ■ Non-registered



11. Broadly speaking, what would you say are the greatest challenges facing your general organization? Base: All respondents, n=1168.

12. How much of a challenge would you say each of the following are within your organization? Base: all respondents, n=1168.

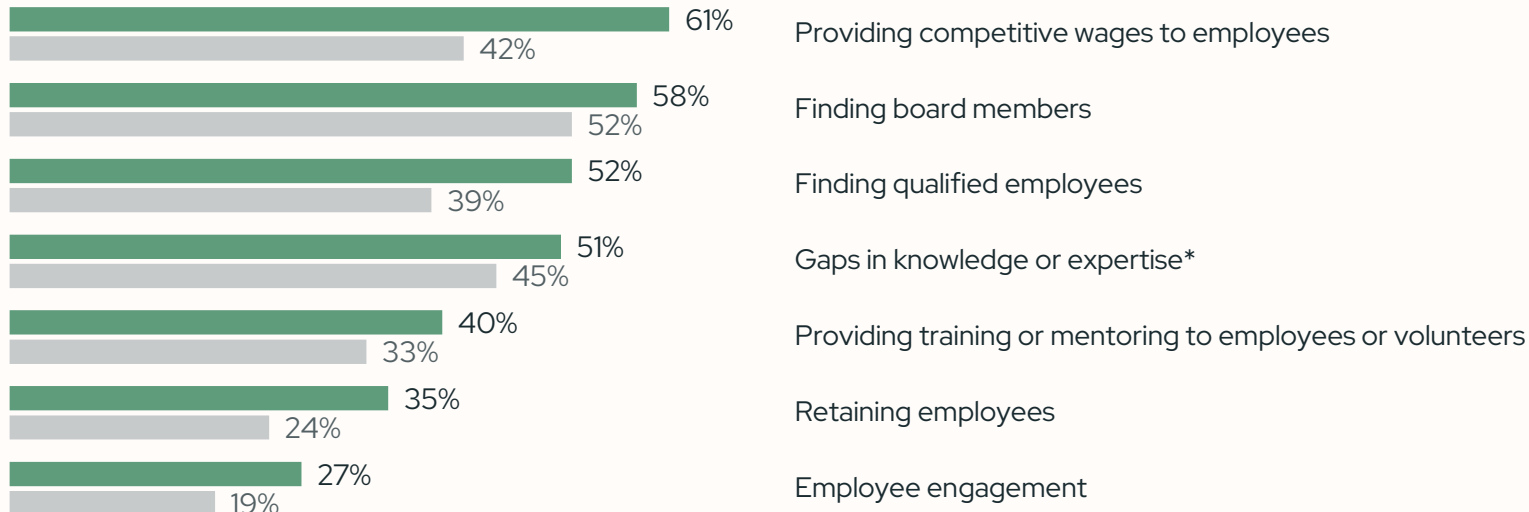
% of Nonprofits that Identify Human Resource as a Top 5 Challenge



Human Resources Challenges

% A moderate challenge & a large challenge

■ Registered charity ■ Non-registered



Providing competitive wages and finding qualified employees are significantly more common challenges among registered charities compared to non-registered charities.

Overall, registered charities tend to face slightly broader HR pressures, particularly around staffing, skills gaps, and employee retention.

*Gaps in knowledge or expertise in things like IT, marketing, accounting, HR, etc.
 11. Broadly speaking, what would you say are the greatest challenges facing your general organization? Base: All respondents, n=1168.
 12. How much of a challenge would you say each of the following are within your organization? Base: all respondents, n=1168.

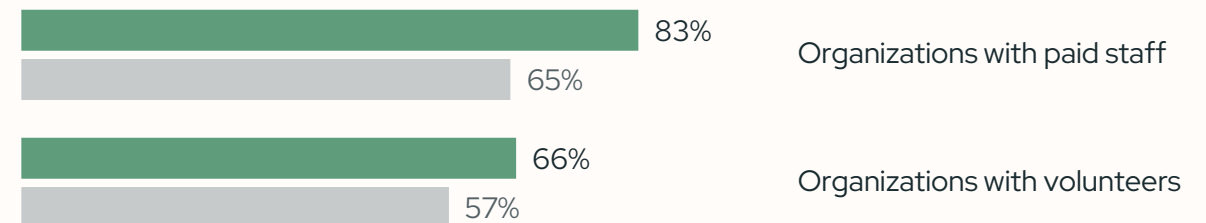
Registered charities tend to have more employees and volunteers than non-registered organizations, though volunteer hours per person are higher among non-registered organizations.

Number of Nonprofit Volunteers, Annual Volunteer Hours, and Board of Directors Members

		Mean	Mean (>0)	Median (>0)
Any Type of Employees	Registered	22.1	25.9	8
	Not Registered	11.9	17.1	6
Number of Volunteers	Registered	61.2	79.5	15
	Not Registered	20.3	30.8	10
Recorded Annual Volunteer Hours	Registered	1,129.7	1,520.3	300
	Not Registered	651.7	1,010.2	200
Annual Volunteer Hours per Person	Registered	18.5	-	-
	Not Registered	32.1	-	-
Board of Directors	Registered	8.3	-	8
	Not Registered	7.3	-	7

Nonprofits with No Employees or No Volunteers

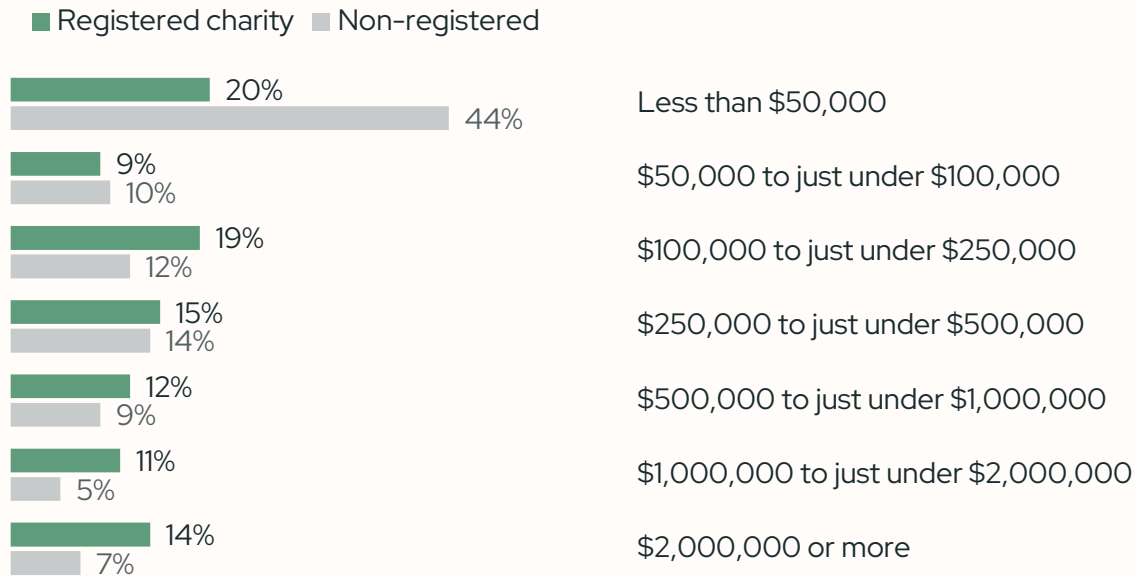
■ Registered charity ■ Non-registered



14. How many people does your organization typically have in the following categories within a one-year period? Please make your best estimate and answer all questions based on your Saskatchewan operation only. Base: All respondents that provided a number (outliers removed and MUSH organizations removed), n=867-1097.

Annual Operating Budgets

Annual Operating Budget	Est. Mean*		Est Median*
	Registered	\$ 1,336,359	\$300,000
Not Registered	\$ 622,502	\$75,000	



Annual Payroll	Registered	Mean (>0)	Mean (>0)	Median (>0)	Median (>0)
	Registered	\$ 885,709	\$ 1,100,288	\$ 120,000	\$ 192,154
Not Registered	\$ 275,677	\$ 472,247	\$ 10,253	\$ 131,750	

Registered charities tend to have larger operating budgets and payrolls, while non-registered organizations are more likely to operate with smaller budgets.

23. Please complete the following fields about your organization's finances based on the most recent financial year. Base: Respondents that entered a number for annual operating budget (Outliers and MUSH organizations removed), n=800. Respondents that entered a number for annual payroll (Outliers and MUSH organizations removed), n=876.

24. Would you be willing to indicate into which of the following categories does organization's annual operating budget falls (excluding capital budgets)? Base: Respondents that did not enter a number in question 23, excluding "prefer not to say" (Outliers and MUSH organizations removed), n=190.

*Estimated mean, median, and sample total is calculated from the sample created by combining open-ended numeric input from question 23 with the range midpoint of close-ended responses provided in question 24 for those who did not specify an exact amount.

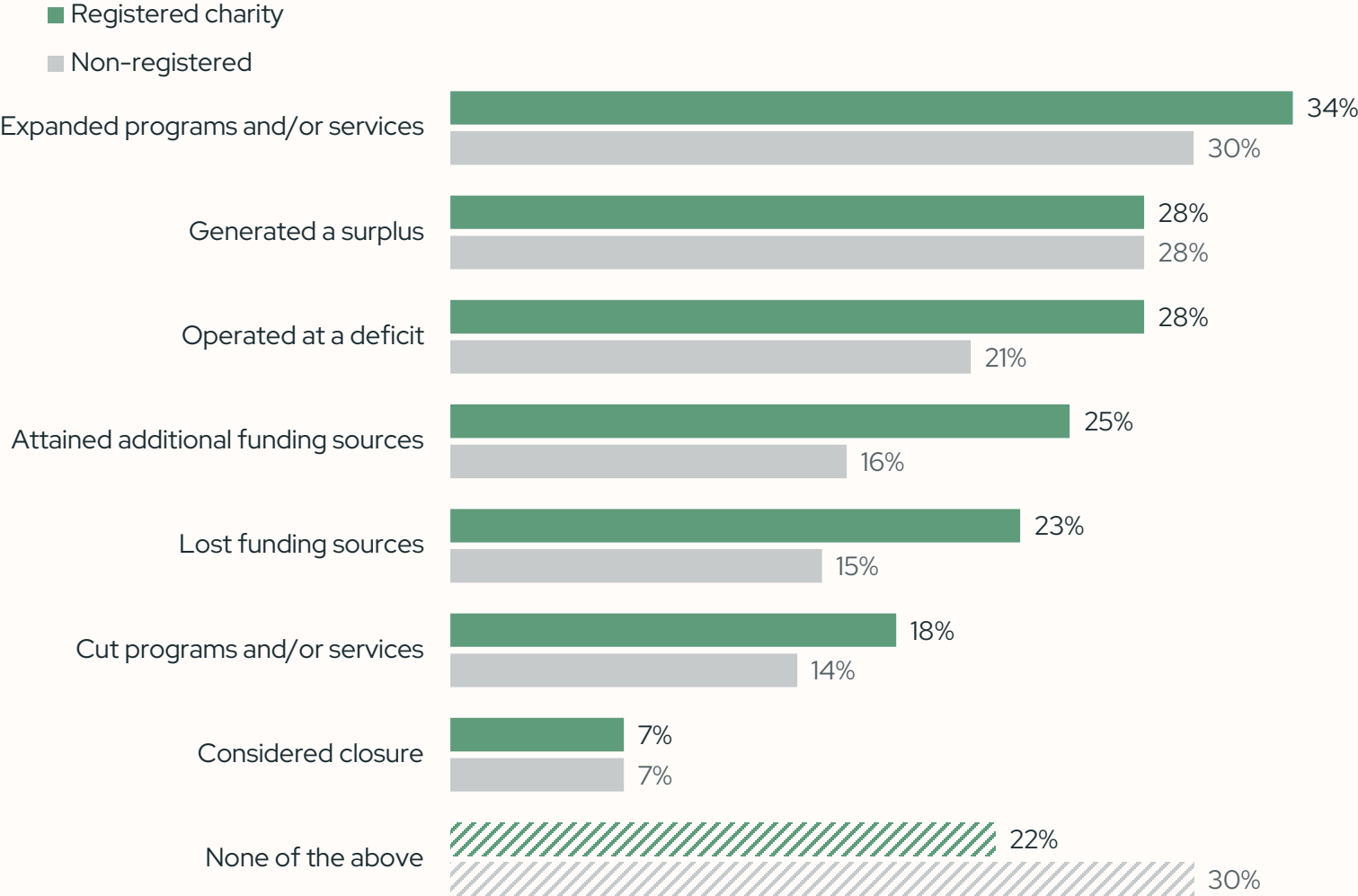
Average Portion of Revenue Sources: Registered Charity & Non-registered Charity

Registered charities report a larger share of revenue from donations and government sources, while non-registered organizations rely more heavily on income generated through business activities. Other revenue sources show similar patterns across the two organization types.



25. Please indicate the proportion of your Saskatchewan revenue that comes from each of the following sources. Please provide estimates if you are unsure of the exact amount for each category. Base: Respondents excluding MUSH organizations, n=1138.

Successes, Challenges, and Actions Over the Past 12 Months



Registered charities are more likely to report operational changes in the past year, including expanding programs, securing new funding sources, and experiencing funding losses or deficits.

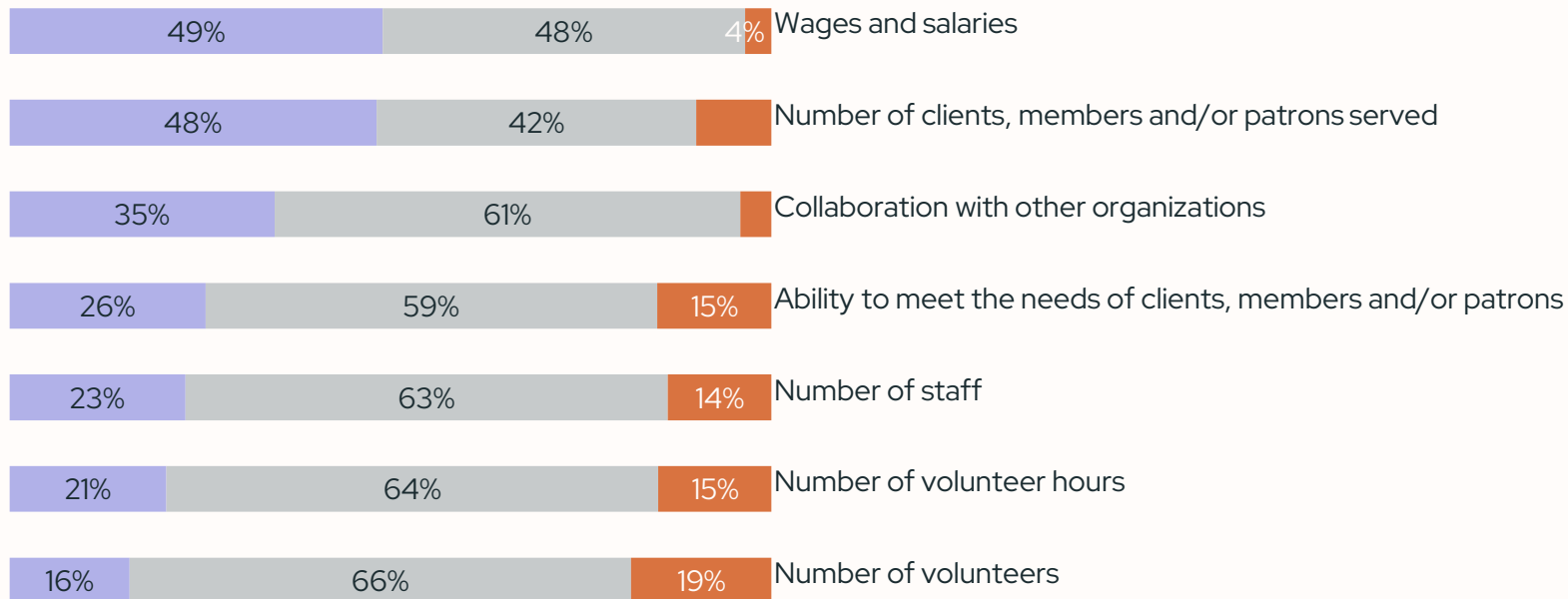
32. Within the past 12 months has your organization... Base: All respondents, n=1168.

Registered charities are more likely than non-registered organizations to report increases in service demand, staffing, and wages over the past year, while most organizations overall indicated that operational capacity and collaboration levels remained stable.

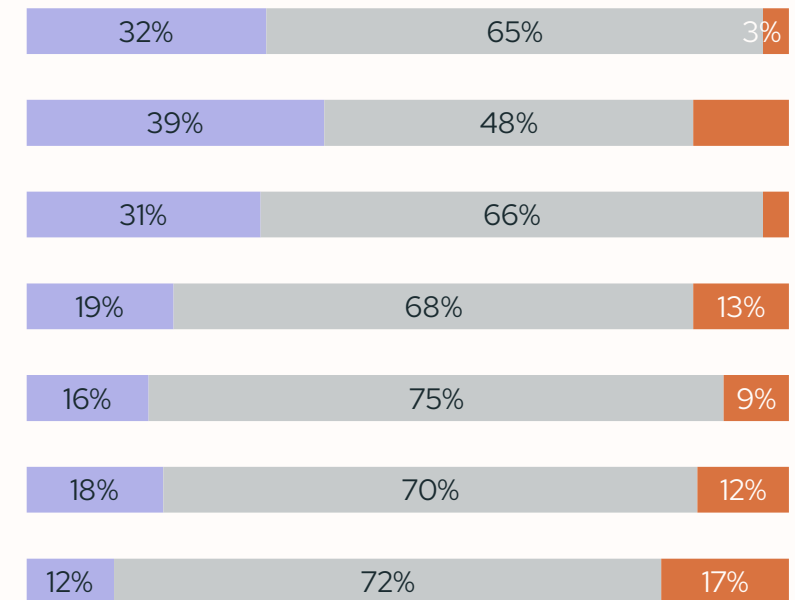
Successes, Challenges, and Actions Over the Past 12 Months

■ Increased ■ Remained the Same ■ Decreased

Registered Charities



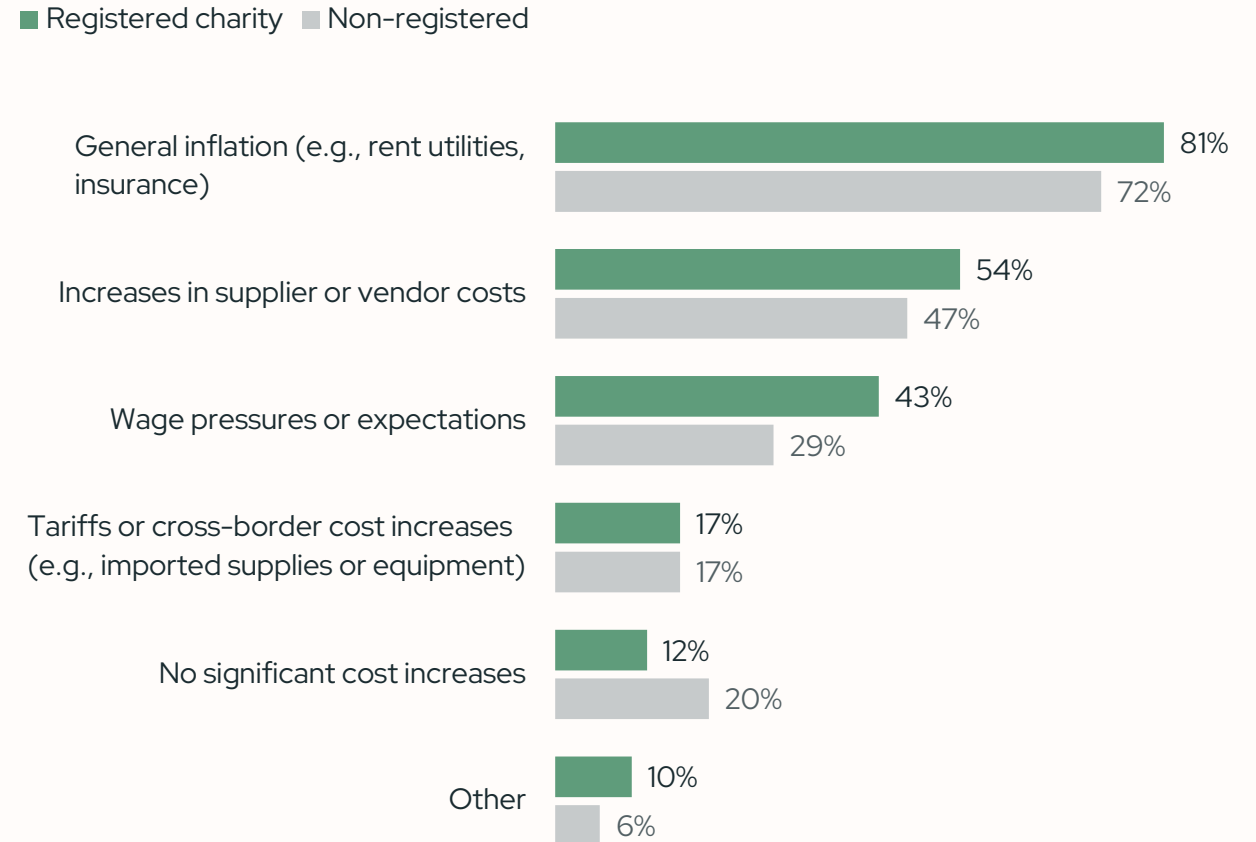
Non-registered



33. In the last 12 months, has your organization's circumstances changed in any of the following ways? Base: All respondents, n=1168. Data labels where percentage is below 5% not shown.

Rising costs are widespread across the sector, with inflation, supplier costs, and wage pressures more commonly reported by registered charities than by non-registered organizations.

Sources of Increased Organizational Costs in the Past 12 Months



35.1. Has your organization experienced increased costs in the past 12 months due to any of the following? Base: All respondents, n=1168.